

# Summer Reading 2021

In 8th Grade you will be focusing on your transition from 7<sup>th</sup> grade to 8<sup>th</sup> grade, as well on your preparation from middle school to high school. These summer reading books have been selected to influence you by allowing you to experience stories that captivate the themes of hope, survival, society, and resilience. You will be completing the assignments attached as you read this summer, to identify themes, plot and figurative language in each book; these will be collected on the first day of school and will be graded. You are tasked to read **two** books this summer: 1 is mandatory and the other will be a book of your choosing from the following list. The book *Refugee* by Alan Gratz is the mandatory book.

It can be purchased on Amazon at the below link:

<b><u>Mandatory</u></b>
<i>Refugee</i> by Alan Gratz

Amazon:

[https://www.amazon.com/Refugee-Alan-Gratz/dp/0545880831/ref=sr\\_1\\_1?dchild=1&keywords=refugee&qid=1621978181&s=books&sr=1-1](https://www.amazon.com/Refugee-Alan-Gratz/dp/0545880831/ref=sr_1_1?dchild=1&keywords=refugee&qid=1621978181&s=books&sr=1-1)

PDF Version:

[http://www.summithill.org/documents/teacher\\_documents/176/1587153047/refugee\\_-\\_alan\\_gratz.pdftext.pdf](http://www.summithill.org/documents/teacher_documents/176/1587153047/refugee_-_alan_gratz.pdftext.pdf)

Audio Book:

[https://www.amazon.com/Refugee-Alan-Gratz-audiobook/dp/B073XV9X36/ref=tmm\\_aud\\_swatch\\_0?encoding=UTF8&qid=1622721454&sr=8-1](https://www.amazon.com/Refugee-Alan-Gratz-audiobook/dp/B073XV9X36/ref=tmm_aud_swatch_0?encoding=UTF8&qid=1622721454&sr=8-1)

Options for the 2<sup>nd</sup> book of your choosing are below:

<b><u>Fiction</u></b>
<i>Of Mice and Men</i> by John Steinbeck <i>Listen, Slowly</i> by Thanhha Lai <i>The Maze Runner</i> by James Dashner <i>Animal Farm</i> by George Orwell <i>The Time Machine</i> by H.G. Wells <i>Journey to the Center of the Earth</i> by Jules Verne <i>Out of the Dust</i> by Karen Hesse <i>Return to Sender</i> by Julia Alvarez <i>The Lost Boy</i> by Greg Ruth <i>Ghost</i> by Jason Reynolds <i>The Call of the Wild</i> by Jack London <i>White Fang</i> by Jack London <i>1984</i> by George Orwell

*Frankenstein* by Mary Shelley

**Non-Fiction**

*The Diary of a Young Girl* by Anne Frank  
*Brown Girl Dreaming* by Jacqueline Woodson

**Literature Review (Must Complete a Review for BOTH novels that you read)**

Title: \_\_\_\_\_ Author: \_\_\_\_\_  
Your Name: \_\_\_\_\_

Themes: List three key themes with an explanation of how the theme plays out in the novel. Be sure to include the characters who are involved. Responses must be handwritten neatly.

(Theme ideas: love, loss, friendship, good vs. evil, man vs. nature, hope, survival, forgiveness, growth and maturity, overcoming adversity, sacrifice, revenge, loyalty, prejudice, freedom, etc.)

THEME	EXPLAIN THEME (using <u>specific</u> examples from the novel)
1.	
2.	
3.	

Characters: List three major characters in the novel with three or more (3+) phrases describing the key facts (looks, thoughts, actions) about them. Responses must be handwritten neatly.

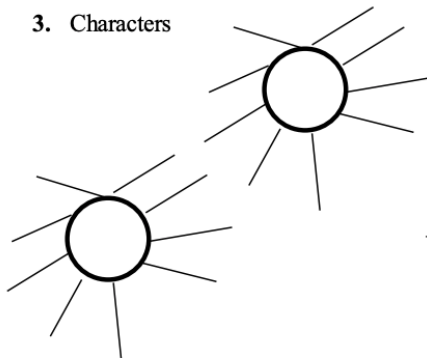
CHARACTER	DESCRIPTION (looks, thoughts, actions)
1.	
2.	
3.	

Plot Tree: Fill out the following plot tree with the 11 items asked for at the bottom. The 3 “events” in the rising action section, should be 3 parts of the novel that build up to the climax, or turning point of the story. The climax is where the biggest event takes place in the novel.

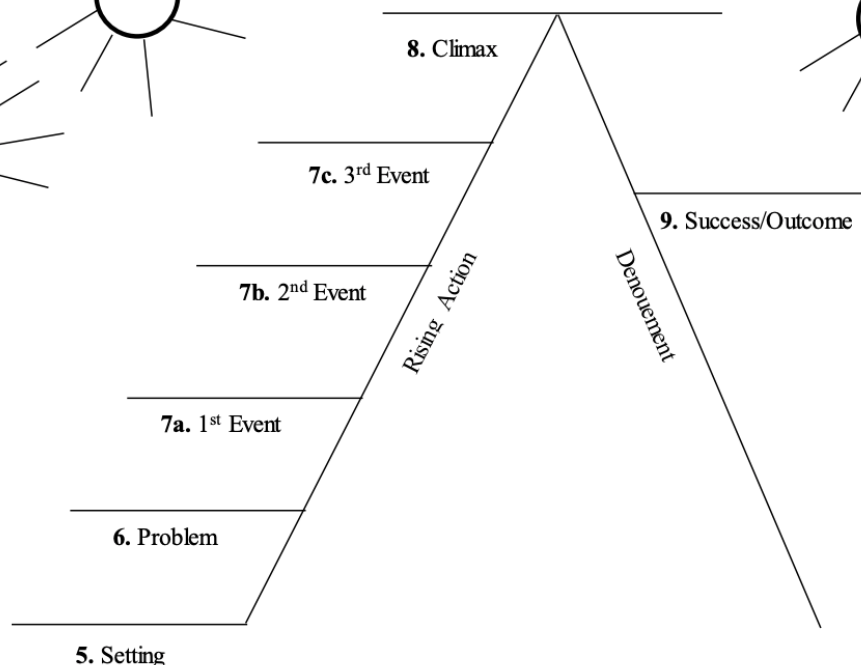
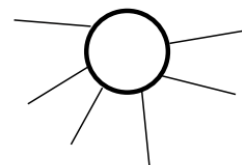
1. Title: \_\_\_\_\_

2. Opening Sentence: \_\_\_\_\_

3. Characters



4. Setting



10. Closing Sentence: \_\_\_\_\_

11. Themes: \_\_\_\_\_

Instructions: Complete the Plot Diagram.

1. Title: Write the title of the chapter; follow grammar rules to write correctly.
2. Opening Sentence: Write the opening sentence of the story.
3. Characters: Please describe two of the major characters of the story; include physical appearance and personality.
4. Setting: Where and when does the story take place? (Use descriptive phrases.)  
Rising action – These are the events that take place as the main character is trying to solve the problem.
5. Setting: Where does the story begin? Be specific (workshop, kitchen, etc.).
6. Problem: Write the problem that must be dealt with throughout the story.
7. Events: List the 3 main events/challenges the main character faces that moves the story along.
8. Climax: List the climax of the story.
9. Success/Outcome: Write how the story was resolved. What was the outcome?  
Denouement – This is the *falling action*, the events that take place after the climax.
10. Closing Sentence: Write the final sentence of the story.
11. Theme: List two themes for the novel.

Choose your favorite quote from the novel. Be sure to include the page number that the quote was on. In the space below, write the quote, draw a picture that displays how you visualized the quote, and then write why this quote was important to you.

Quote:

---

---

---

---

Why is this quote important to you?

---

---

---

---

This image shows a full page of blank handwriting practice paper. It features multiple sets of horizontal lines. Each set consists of three lines: a solid top line, a dashed middle line, and a solid bottom line. These sets are repeated down the entire page, providing a guide for letter height and placement. The paper is otherwise completely blank, with no text or other markings.

**Literature Review (Must Complete a Review for BOTH novels that you read)**

Title: \_\_\_\_\_ Author: \_\_\_\_\_  
Your Name: \_\_\_\_\_

Themes: List three key themes with an explanation of how the theme plays out in the novel. Be sure to include the characters who are involved. Responses must be handwritten neatly.  
(Theme ideas: love, loss, friendship, good vs. evil, man vs. nature, hope, survival, forgiveness, growth and maturity, overcoming adversity, sacrifice, revenge, loyalty, prejudice, freedom, etc.)

THEME	EXPLAIN THEME (using <u>specific</u> examples from the novel)
1.	
2.	
3.	

Characters: List three major characters in the novel with three or more (3+) phrases describing the key facts (looks, thoughts, actions) about them. Responses must be handwritten neatly.

CHARACTER	DESCRIPTION (looks, thoughts, actions)
1.	
2.	
3.	

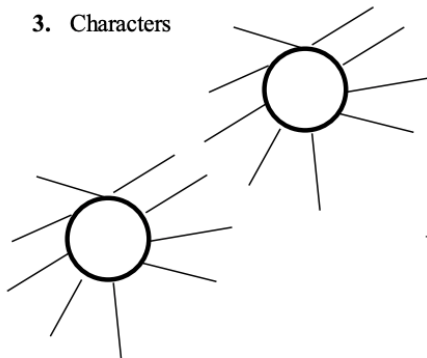


Plot Tree: Fill out the following plot tree with the 11 items asked for at the bottom. The 3 “events” in the rising action section, should be 3 parts of the novel that build up to the climax, or turning point of the story. The climax is where the biggest event takes place in the novel.

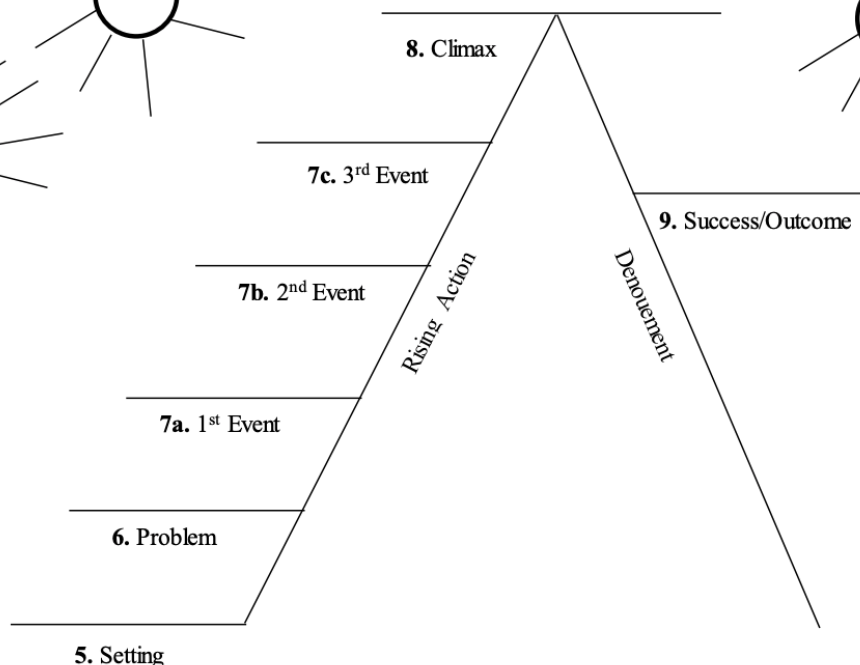
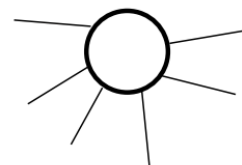
1. Title: \_\_\_\_\_

2. Opening Sentence: \_\_\_\_\_

3. Characters



4. Setting



10. Closing Sentence: \_\_\_\_\_

11. Themes: \_\_\_\_\_

Instructions: Complete the Plot Diagram.

1. Title: Write the title of the chapter; follow grammar rules to write correctly.
2. Opening Sentence: Write the opening sentence of the story.
3. Characters: Please describe two of the major characters of the story; include physical appearance and personality.
4. Setting: Where and when does the story take place? (Use descriptive phrases.)  
Rising action – These are the events that take place as the main character is trying to solve the problem.
5. Setting: Where does the story begin? Be specific (workshop, kitchen, etc.).
6. Problem: Write the problem that must be dealt with throughout the story.
7. Events: List the 3 main events/challenges the main character faces that moves the story along.
8. Climax: List the climax of the story.
9. Success/Outcome: Write how the story was resolved. What was the outcome?  
Denouement – This is the *falling action*, the events that take place after the climax.
10. Closing Sentence: Write the final sentence of the story.
11. Theme: List two themes for the novel.

Choose your favorite quote from the novel. Be sure to include the page number that the quote was on. In the space below, write the quote, draw a picture that displays how you visualized the quote, and then write why this quote was important to you.

Quote:

---

---

---

---

Why is this quote important to you?

---

---

---

---

[illegible]